


AP<sup>®</sup>

CollegeBoard

# AP<sup>®</sup> Art and Design

## PORTFOLIO REQUIREMENTS

2019-20



# AP Art and Design



As an AP® Art and Design student, you'll develop and apply skills of inquiry and investigation, practice, experimentation, revision, communication, and reflection.

**NEW** Beginning this year, the AP Art and Design (formerly AP Studio Art) program has updated portfolio exam requirements and scoring criteria. For more information about the updates, you can view the Art and Design course and exam description at [collegeboard.org/artanddesign-ced](https://collegeboard.org/artanddesign-ced).

The AP Art and Design program includes three different courses and portfolio exams: **AP 2-D Art and Design**, **AP 3-D Art and Design**, and **AP Drawing**. Your goal is to create a portfolio of college-level work and submit it for evaluation. A qualifying portfolio score can earn you college credit and/or advanced placement.

All three AP Art and Design Portfolio Exams contain two sections. The **Sustained Investigation** section requires you to conduct an inquiry-guided investigation through practice, experimentation, and revision. For the **Selected Works** section, work is expected to demonstrate skillful synthesis of materials, processes, and ideas. For both sections of the portfolio, you are expected to share information in writing about your work.

You'll submit digital images and information about your work. If you submit an AP 2-D Art and Design or AP Drawing Portfolio Exam, you'll also send in physical works or high-quality printed reproductions of physical works.

	<b>Sustained Investigation</b> 60% of total score	<b>Selected Works</b> 40% of total score
<b>AP 2-D Art and Design Portfolio</b> 	<b>15 digital images and responses to prompts: some may be detail and process images</b> Works demonstrate sustained investigation through practice, experimentation, and revision.	<b>5 physical works or high-quality printed reproductions of physical works and responses to prompts</b> (These 5 works will also be submitted digitally as a backup.) Works each demonstrate synthesis of materials, processes, and ideas using 2-D art and design skills. Work may come from the Sustained Investigation section, but it does not have to.
<b>AP 3-D Art and Design Portfolio</b> 	<b>15 digital images and responses to prompts: some may be details, second views, or process images</b> Works demonstrate sustained investigation through practice, experimentation, and revision.	<b>10 digital images of 5 works (2 views of each) with responses to prompts</b> Works each demonstrate synthesis of materials, processes, and ideas using 3-D art and design skills. Work may come from the Sustained Investigation section, but it does not have to.

(continued)

### Sustained Investigation

60% of total score

### Selected Works

40% of total score

#### AP Drawing Portfolio



**15 digital images and responses to prompts: some may be detail and process images**

Works demonstrate sustained investigation through practice, experimentation, and revision.

**5 physical works or high-quality printed reproductions of physical works and responses to prompts** (These 5 works will also be submitted digitally as a backup.)

Works each demonstrate synthesis of materials, processes, and ideas using drawing skills.

Work may come from the Sustained Investigation section, but it does not have to.

## General Guidelines

- Follow the instructions for your portfolio type. Complete all portfolio requirements according to specifications.
- Your portfolio may include work you've done during this school year or previously, in class or out of class.
- All work in your portfolio must be work created only by you; collaborative works or group projects may not be submitted.
- No work may be duplicated between portfolios. If you submit more than one portfolio during the same year or in different years, using the same work or part of the same work is not allowed. Each portfolio must consist entirely of work that was not submitted in any other AP Art and Design Portfolio Exam.
- Work submitted for the Sustained Investigation section of your portfolio may also be submitted for the Selected Works section, but it doesn't have to be. Keep in mind that each portfolio section has specific assessment criteria.
- You'll also submit typed responses to prompts, providing information about the inquiry or questions that guided your sustained investigation, and how you practiced, experimented, and revised your work, guided by this inquiry. For the Selected Works section, written responses must be submitted to describe the materials, processes, and ideas used for each work.

**IMPORTANT: It's unethical, constitutes plagiarism, and often violates copyright law to simply copy someone else's work or imagery (even in another medium) and represent it as one's own.**

**College Board reserves the right to decline to score an AP Art and Design Portfolio Exam or cancel an AP Art and Design Portfolio Exam score when misconduct occurs, such as copying another person's work.**

**May 8, 2020, 8 p.m. ET**, is the last day for your AP coordinator to submit your digital portfolio sections to the AP Program, but you should submit your digital portfolio to your teacher well in advance of this date. If you submit an AP 2-D Art and Design or AP Drawing Portfolio Exam, you'll also meet with your AP teacher or AP coordinator on or before May 8 to assemble the Selected Works section.

For more information about AP Art and Design, talk to your teacher or AP coordinator, or visit [apstudents.org](https://apstudents.org).

#### AP Art and Design Digital Submission:

You, your AP Art and Design teacher, and your AP coordinator will all be involved in the process of uploading and submitting your digital portfolio components to the AP Program. For additional information, go to [apstudents.org/artanddesign-digital-submission](https://apstudents.org/artanddesign-digital-submission). An updated step-by-step student demo will be available in the fall.

Updated demos for teachers and coordinators will be available in the fall at [collegeboard.org/apartanddesign](https://collegeboard.org/apartanddesign).

---

# Portfolio Introductions

## AP 2-D Art and Design samples

Find links to samples of student work in the AP 2-D Art and Design Portfolio Exam on AP Central® at [collegeboard.org/ap2dportfolio](https://collegeboard.org/ap2dportfolio).

## AP 3-D Art and Design samples

Find links to samples of student work in the AP 3-D Art and Design Portfolio Exam on AP Central at [collegeboard.org/ap3dportfolio](https://collegeboard.org/ap3dportfolio).



## AP 2-D Art and Design Portfolio

- This portfolio is designated for work that focuses on the use of two-dimensional (2-D) elements and principles of art and design, including point, line, shape, plane, layer, form, space, texture, color, value, opacity, transparency, time, unity, variety, rhythm, movement, proportion, scale, balance, emphasis, contrast, repetition, figure/group relationship, connection, juxtaposition, and hierarchy.
- Consider how materials, processes, and ideas can be used to make work that exists on a flat surface.
- There's no preferred or unacceptable content or style.
- Graphic design, digital imaging, photography, collage, fabric design, weaving, fashion design, illustration, painting, and printmaking are among the possibilities for submission.
- Video clips should **not** be submitted. Still images from videos or film and composite images may be submitted.



## AP 3-D Art and Design Portfolio

- This portfolio is designated for work that focuses on the use of three-dimensional (3-D) elements and principles of art and design, including point, line, shape, plane, layer, form, volume, mass, occupied/unoccupied space, texture, color, value, opacity, transparency, time, unity, variety, rhythm, movement, proportion, scale, balance, emphasis, contrast, repetition, connection, juxtaposition, and hierarchy.
- Consider how materials, processes, and ideas can be used to make work that involves space and form, whether physical or virtual.
- There's no preferred or unacceptable content or style.
- Figurative or nonfigurative sculpture, architectural models, metal work, ceramics, glasswork, installation, performance, assemblage, and 3-D fabric/fiber arts are among the possibilities for submission.
- Video clips should **not** be submitted. Still images from videos or film and composite images may be submitted.



## AP Drawing Portfolio

- This portfolio is designated for work that focuses on the use of drawing skills, including mark-making, line, surface, space, light and shade, and composition.
- Consider marks that can be used to make drawings, the arrangement of marks, the materials and processes used to make marks, and relationships of marks and ideas.
- There's no preferred or unacceptable content or style.
- Drawing (analog and digital), painting, printmaking, and mixed media work are among the possibilities for submission.
- Video clips should **not** be submitted. Still images from videos or film and composite images may be submitted.

## Overlap Among Portfolio Types

There is possible overlap among the three portfolio types. For instance, a student whose work focuses on 3-D art and design could submit, in their AP 3-D Art and Design Portfolio Exam, drawings and/or 2-D compositions associated with their 3-D work. These could include concept drawings of a sculpture or the floor plan of an architectural structure, for example.

**Remember:** No work may be duplicated between portfolios.

In planning for and developing your body of portfolio work, you should select a particular focus of 2-D art and design, 3-D art and design, or drawing. As you work, you may make pieces that diverge in format from your selected portfolio type.

For the Sustained Investigation section, portfolio exams are more likely to be successful in terms of the assessment rubric if divergent forms (e.g., 2-D art and design submitted for an AP Drawing Portfolio Exam) are clearly related to the investigation of stated questions.

For the Selected Works section, portfolio exams are more likely to be successful if divergent forms demonstrate synthesis of materials, processes, and ideas using skills related to the designated portfolio type.

Please note that AP 2-D Art and Design and AP Drawing Selected Works Portfolio Exam envelopes cannot accommodate 3-D work. If 3-D work is submitted for the Selected Works section of these portfolios, it must be submitted as a photographic reproduction of the actual 3-D work.

### AP Drawing samples

Find links to samples of student work in the AP Drawing Portfolio Exam on AP Central at [collegeboard.org/apdrawingportfolio](https://collegeboard.org/apdrawingportfolio).

# Section Overviews

## Sustained Investigation

A body of related works that demonstrate inquiry-based sustained investigation of materials, processes, and ideas through practice, experimentation, and revision (15 images, some of which may show details and process documentation; “works” can include fully resolved images and forms as well as sketches, models, plans, and diagrams)

- Carefully select 15 images that demonstrate your inquiry-based sustained investigation of materials, processes, and ideas done over time through practice, experimentation, and revision.
- Ensure that your images also demonstrate skillful synthesis of materials, processes, and ideas.
- There is no preferred or unacceptable material, process, idea, style, or content.
- Submit responses to the following prompts:
  - Identify the inquiry or questions that guided your sustained investigation
  - Describe how your sustained investigation shows evidence of practice, experimentation, and revision guided by your inquiry or questions (1200 characters maximum, including spaces, for responses to both prompts)

**Note:** Your responses to the prompts are evaluated along with the images you submit. The most successful responses in terms of the assessment criteria being used here are those that are clearly related to the images of work submitted, that directly and completely address the prompts, and that provide further evidence of inquiry-based sustained investigation through practice, experimentation, and revision. Responses are not evaluated for spelling, grammar, or punctuation.

- Identify the following for each image:
  - Materials used (100 characters maximum, including spaces)
  - Processes used (100 characters maximum, including spaces)
  - Size (height x width x depth, in inches). For work that is flat, enter 0 for depth. For images that document process or show detail, enter NA for size. For digital and virtual work, enter the size of the intended visual display.

### Also be sure to:

- Start formulating questions to guide your sustained investigation at the beginning of portfolio development. This inquiry should be based on your own experiences and ideas. Document these guiding questions and continue to develop them throughout your sustained investigation.
- Visually, and in writing, document your ongoing practice, experimentation, and revision in your use of materials and processes as your work develops. Consider how these choices can best demonstrate a skillful synthesis of materials, processes, and ideas.
- From this ongoing documentation of your work, select images and writing to include in your portfolio that most effectively demonstrate your inquiry-based sustained investigation according to AP Art and Design Portfolio Exam assessment criteria.
- Keep in mind that process documentation images included in your portfolio should provide insight on your inquiry, thinking, and making. Detail images should be submitted only when it is important to see a close-up view of a work as evidence of practice, experimentation, and revision or of skillful synthesis of materials, processes, and ideas.
- Carefully consider the sequence of images you submit to demonstrate your sustained investigation. There is no required order; images should be presented to best demonstrate an inquiry-based sustained investigation through practice, experimentation, and revision. Also carefully consider the relationship of your images and the written information you submit. The written information you provide should be clear, specific, and concise, providing insight about your work.

Review image submission guidelines for the Sustained Investigation section of the AP 2-D Art and Design, AP 3-D Art and Design, and AP Drawing Portfolio Exams at [apstudents.org/artanddesign-digital-submission](https://apstudents.org/artanddesign-digital-submission).

## Selected Works

Works that best demonstrate skillful synthesis of materials, processes, and ideas (5 physical works or reproductions of physical works for AP 2-D Art and Design or AP Drawing, also submitted digitally as a backup; 10 digital images (2 views each) of 5 works for AP 3-D Art and Design)

- Carefully select 5 works that best demonstrate your skillful synthesis of materials, processes, and ideas.
- There is no preferred or unacceptable material, process, idea, style, or content.
- These works may also be submitted in your Sustained Investigation section, but they don't have to be.
- Selected Works may be related, unrelated, or a combination of related and unrelated works.
- For each work, you'll submit written responses to prompts about the materials and processes used, as well as ideas that are visually evident in your work. Your responses to the prompts are evaluated along with the work you submit. The most successful responses in terms of the assessment criteria being used here are those that are clearly related to the images of work submitted, that directly and completely address the prompts, and that provide further evidence of skillful synthesis of materials, processes, and ideas shown in the work. Responses are not evaluated for spelling, grammar, or punctuation.

## Guidelines for Submitting Digital Images for the AP 3-D Art and Design Portfolio

Submit 2 digital images of 5 works, for a total of 10 images. The second image of each work should be taken from a different vantage point than the first view, or it can be a detail, if the detail informs the evaluator about a particular aspect of the work.

## Guidelines for Submitting Physical Art for AP 2-D Art and Design and AP Drawing Portfolios

Follow the guidelines in the table below. **Note:** High-resolution printed photographic reproductions of physical work are accepted for this section. Reproductions should clearly and accurately represent all visual aspects of the work to be considered for evaluation. Reproductions should not exceed 18" x 24" in dimension. Printed photographic reproductions may be optimal to send in lieu of physical works if the physical work is either too large to fit in the portfolio envelope or too fragile to be shipped.

Do	Do Not
<ul style="list-style-type: none"><li>▪ mat or mount any works on paper, preferably on neutral colored matboard;</li><li>▪ mount works smaller than 8" x 10" on backing at least 8" x 10" to ensure they aren't overlooked in the portfolio;</li><li>▪ use fixative on works that may smudge;</li><li>▪ cover work that has a delicate surface with an overleaf fastened to one edge so it can be lifted easily;</li><li>▪ unstretch canvases and back them with matboard;</li><li>▪ submit the required number of works; and</li><li>▪ <b>remember the home address you provide in myap.collegeboard.org is the address to which your portfolio materials will be returned in late June or July. We cannot ship your work to a P.O. Box.</b></li></ul> <p><b>Note:</b> Although College Board and ETS make every effort to avoid loss or damage to your portfolio materials when they are being evaluated or in transit, accidents do happen. ETS and College Board do not assume responsibility or liability in such cases.</p>	<ul style="list-style-type: none"><li>▪ send work under glass, fragile work, or stretched canvases (they will be evaluated, but they are likely to be damaged in shipment);</li><li>▪ send works rolled or folded, and don't roll or fold works to make them fit in the portfolio (they won't be evaluated and your score for that section will be based on the work remaining in that section);</li><li>▪ send books or journals (they will be opened to one page at random for evaluation);</li><li>▪ send more than 5 works (extra works won't be evaluated);</li><li>▪ send works that won't fit easily into the 18" x 24" portfolio envelope (they won't be evaluated, and your score for that section will be based on the work remaining in that section); or</li><li>▪ place any information identifying you or your school on any of the materials in your portfolio, except where requested. Your AP coordinator or teacher will give you instructions on how to label your works. If you have already signed your work, however, don't risk damaging it to remove a signature.</li></ul>

# Plan Your Portfolio

Use this checklist to help complete and submit your portfolio on time.

## September–October

- At the start of the school year, sign in to **myap.collegeboard.org** to join your AP Art and Design class section. Ask your AP Art and Design teacher or AP coordinator if you need help.
- Review the AP Art and Design course framework for a complete, detailed description of course and portfolio exam expectations: **collegeboard.org/artanddesign-ced**
- View, discuss, and critique sample portfolios on AP Central.
- Become familiar with the AP Art and Design Selected Works and Sustained Investigations Rubrics: **collegeboard.org/artanddesign-rubric**
- Document your thinking, learning, and creative processes as you work. Share your work and ask for constructive feedback.
- Capture digital images of your artworks guided by the image recommendations and requirements outlined in this brochure and on **apstudents.org/artanddesign-digital-submission**.

## November–February

- Continually evaluate your work using the AP Art and Design Selected Works and Sustained Investigations Rubrics: **collegeboard.org/artanddesign-rubric**
- Log in to the AP Art and Design digital submission web application as soon as your teacher—or AP coordinator, if you're homeschooled—provides access information. Check with your teacher or AP coordinator if you don't have this information by late fall.
- Make sure to select the correct type of portfolio (AP 2-D Art and Design, AP 3-D Art and Design, or AP Drawing) in the AP Art and Design digital submission web application. Selecting the correct portfolio type is very important, as it affects how the portfolio is scored.

- Continue capturing digital images of your artworks and begin uploading images as soon as possible after accessing the application, so you and your teacher can monitor the development of your portfolio. You can always add, delete, or rearrange images later.

## March–April

- Confirm the deadline to submit your final digital portfolio to your teacher (or AP coordinator).
- AP 2-D Art and Design or AP Drawing:** Confirm the date for assembly of the Selected Works section with your teacher or AP coordinator.
- Submit your finalized digital portfolio to your teacher or AP coordinator by the established deadline.
- After you forward your portfolio to your teacher or AP coordinator, sign back in to the AP Art and Design digital submission web application occasionally to view your portfolio's status and to ensure that your AP coordinator forwards your portfolio to the AP Program by **8 p.m. ET on May 8, 2020**. *Only AP coordinators can take this final step, and only portfolios that have a "Sent to AP" status at the time of this deadline will be received by the AP Program and scored.*

## May

- Your teacher will forward your completed digital portfolio to the AP coordinator before May 8.
- By **8 p.m. ET on May 8**, your AP coordinator will forward your digital portfolio to the AP Program, using the AP Art and Design digital submission web application.
- AP 2-D Art and Design or AP Drawing:** On or before May 8, your teacher or AP coordinator will gather students for the assembly of the Selected Works section (the physical portfolio component).

